



PAX PLUS PRODUCT WEB PAGE LAYOUT

PAX PLUS

MORE FLEXIBLE, FUNCTIONAL, AND FLOWERFUL

PAX Plus packs a decade's worth of innovation into a sleek, smart and simple device. Built-in Experience Modes let you choose different combinations of flavor and vapor with the push of a button. Refined design and a new 3D screen for easy cleaning make PAX Plus our most functional and user-friendly device ever. Get the best out of your flower and concentrates in smooth sessions without any harsh smoke.

Includes: Flat & Raised Mouthpieces, Standard & Half-Pack Oven Lids, Concentrate Insert, Multi-Tool, Maintenance Kit, Charge Cable



Onyx



Elderberry



Periwinkle



Sage



ASSETS:

<https://kpsport.es/pax/drive/s/Vz2WqrAMa0Q5uXLRhhSYAB632G0ENU>

PAX PLUS

FLOWER OR CONCENTRATES

Elite

Switch-Hitter

Enjoy full flower and potent concentrate sessions from one device. Plus, use the included oven lids to adjust your bowl size depending on the session.


<https://kpsport.es/pax/drive/s/4Z7RzTAvLwIKm9Re1mlCR3aSQICVsf>

QUALITY SESSIONS

Experiences Made Easy

Control your sessions with the push of a button using new Experience Modes: Stealth, Efficiency, Flavor, and Boost. All heat, never burn your cannabis.

<https://kpsport.es/pax/drive/s/zmwOpYGhyJoAv9AYMXprtNb26UEwbT>



PAX PLUS

EASY TO CLEAN

Less Gunk.

More Funk.

New 3D oven screen is easier to remove. Redesigned multi-tool and included brush make oven cleaning quick, simple and hassle free.

<https://kpsport.es/pax/drive/s/yOyGFqBbn6cl68dg8nhpmJlEp5geAX>

DURABLE & DISCREET

Pocket-Sized
Powerhouse

Enjoy sessions on-the-go with 2+ hours of battery life and a magnetic oven lid to keep your stash secure. Be more discreet with no smoke and less odor from a device backed by a 10-year limited warranty.

<https://kpsport.es/pax/drive/s/PioEJYlqcXDSXq8Xnhuxdb8bRjSLd>



PAX PLUS



Onyx



Elderberry



Periwinkle



Sage

WHAT'S INCLUDED:



3D Screen - for easy cleaning and removal (NEW)



Standard Oven Lid - for full capacity (.5g)



Flat Mouthpiece - for discretion



Raised Mouthpiece - for comfort



Half-Pack Oven Lid - for smaller sessions (.25g)



Concentrate Insert - for use with waxy/solid concentrates



Multi-Tool - for packing and cleaning the oven (NEW)



Charger - for easy charging with magnetic attachment



Wire Brush - for cleaning the device

PAX PLUS EXPERIENCE MODES

Access the 4 new built-in Experience Modes with the push of a button.



STEALTH Temp Range: 175°C – 180°C

Minimizes visible vapor, dims LEDs & vibration settings for ultimate discretion.



EFFICIENCY Temp Range: 180°C – 215°C

Optimizes vapor production and conserves flower for a session.



FLAVOR Temp Range: 190°C – 205°C

Highlights the subtleties of your flower's flavor with on-demand vapor.



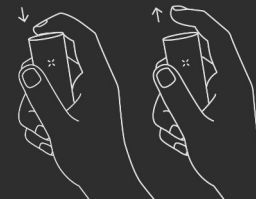
BOOST Temp Range: 215°C – 220°C

Provides maximum vapor production, ideal for concentrates.

HOW TO ACCESS EXPERIENCE MODES



2 SECONDS



Turn on:

Press mouthpiece

To enter Experience Modes: Long-press mouthpiece for 2 seconds and release

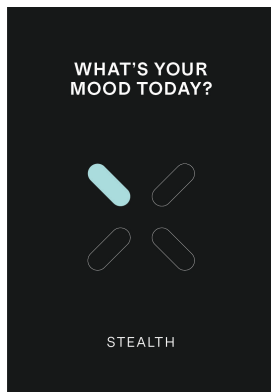
To cycle through modes:

Quick press, quick press

To set mode and exit:

Long-press mouthpiece again or shake the PAX PLUS device

PAX PLUS EXPERIENCE MODES

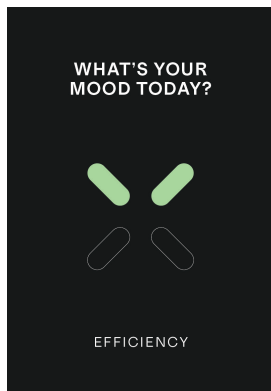


STEALTH - Temp profiles: 175°C - 180°C

Will keep you under the radar in this mode with amazing flavour and ultimate discretion.

Minimizes visible vapor, dims LEDs & vibration settings for ultimate discretion. Reduces vape clouds and scent to get a more flavourful experience.

Tip: Want to increase brightness of the lights? Hold your device in horizontal position and rotate away to adjust light intensity. Reverse to reduce brightness.



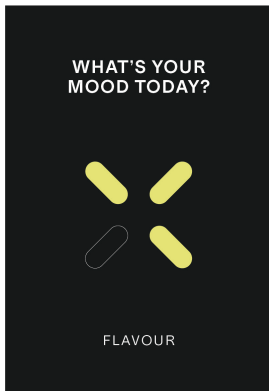
EFFICIENCY - Temp profiles: 180°C - 215°C

Get the most out of your flower, let your PAX take you on a journey without wasting a drop!

Gradually increases temperature over time to get the most out of your flower without wasting a drop. You extract every little bit without having to manually adjust your PAX.

Tip: Try this mode in group sessions with your friends

PAX PLUS EXPERIENCE MODES

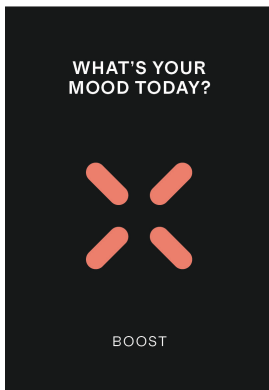


FLAVOUR - Temp profiles: 190°C - 205°C

Delicious flavour through your session with these mid-range temp profiles adapting through your session.

Get the most cannabinoids out of the flower. This mode balances the heat cycles to extract both cannabinoids and terpenes evenly at the same time.

Tip: Use this mode with your favourite flower top shelf mode!



BOOST - Temp profiles: 215°C - 220°C

For using concentrates or when you need a boost of cannabinoids straight away, your PAX is ready to give you the strongest hits.

Maintain the temperature in ready mode longer, keeping everything warm and ready (unlike the other modes which cool down faster). Bigger vape clouds and big hits every time.

Tip: Use this mode with the Concentrate Insert and your favourite extracts.

WHY TO CHOOSE EACH

PAX MINI

Choose PAX Mini if you're into quick, solo flower sessions.

PAX PLUS

Choose PAX Plus for the flexibility, Experience Modes and a longer limited warranty.

	PAX MINI	PAX PLUS
FOR USE WITH	Flower	Flower + Concentrates
OVEN CAPACITY	.25g	.5g
HEAT TIME	22 Seconds	22 Seconds
RUN TIME	Up to 2.5 Hours (8-10 Sessions)	Up to 2.5 Hours (8-10 Sessions)
EXPERIENCE MODES	No	Yes
INCLUDED EXTRAS	None	Half-Pack Oven Lid Concentrate Insert New Multi-Tool
LIMITED WARRANTY	2 Years	10 Years

FAQ

What is a dry herb (flower) vaporizer?

PAX dry herb vaporizers heat cannabis instead of burning. This process creates vapor, rather than smoke. PAX devices preserve more of the natural terpenes, cannabinoids, and aromas of the plant without generating any harsh smoke. PAX devices are portable, lightweight and designed to deliver exceptional cannabis experience at home or on the go. Great for solo sessions or sharing with friends.

Do dry herb vaporizers smell?

PAX dry herb vaporizers preserve more of the natural flavors and aromas of the plant, all without generating any harsh smoke. The vapor PAX devices produce isn't nearly as thick or pungent as smoke. The vapor and faint smell a PAX device produces will also dissipate much faster than smoke.

Are dry herb vaporizers more potent?

PAX devices provide a more potent experience because they heat, and never burn, your cannabis. This preserves more natural cannabinoids like THC, as well as terpenes for better flavors and aromas. The THC percentage of the particular flower you're using has a major impact on the overall potency of your experience.).

How do I use a PAX device?

With the PAX Mini and Plus, it's easy. Simply grind cannabis to a medium-coarse consistency and pack tightly into the oven. Press and release the mouthpiece to turn on. Wait for the X to turn green, then draw gently to produce the vapor and enjoy. To use concentrates with the PAX Plus, place concentrate within the center circle of the Concentrate Insert, close the lid, and place the Concentrate Insert into the oven. Once powered on, set the Experience Mode to Boost (4 petals

WEB BANNERS



WEB BANNER ASSETS
<https://kpsport.es/pax/drive/s/q90Tpt4dQG4DqzDJ8xxQFb09Z1rzkh>

PRESENTATION VIDEO
<https://kpsport.es/pax/drive/s/Mkk1Md0NxbVD6zSMOLDmL2TJutlpzQ>

THANK
YOU.

